

VT Reyker Real Assets UCITS Fund

A specialist and diversified UCITS fund investing into real asset linked investments.

Investment strategy

Reyker's Real Assets Fund aims to provide a return in excess of the Consumer Prices Index (after deduction of fees) over the longer term (5 years). The Fund seeks to meet its objective by investing primarily in transferable securities and other investments which have exposure to 'real assets' including REITS, investment trusts and

other companies which operate in areas such as property, infrastructure, energy, agriculture and commodities. The Fund may also invest in other transferable securities, collective investment schemes, exchange traded funds, money market instruments, deposits, cash and near cash.

You can find out more about real assets in our fund brochure which is available on our website. Full details of the investment objectives, policy and risks can be found in the Prospectus and Key Investment Information Document which investors must read before investing.

Contact us at

investments@reyker.com
020 7397 2590

Fund dealing


reyker@valu-trac.com
01343 880344

www.reykerfunds.com

Available in ISAs, direct investment, SIPPs, QROPS and offshore bonds.



A reliable & different source of income

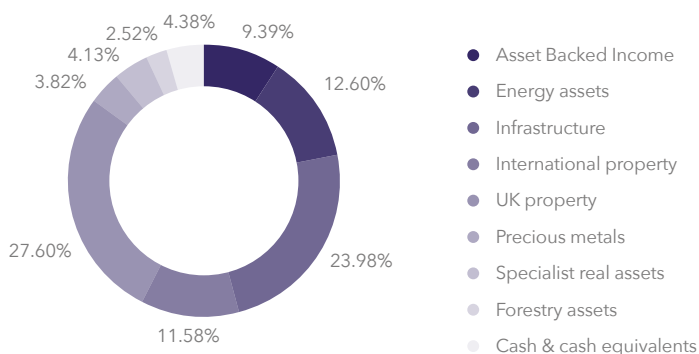


Diversification benefits



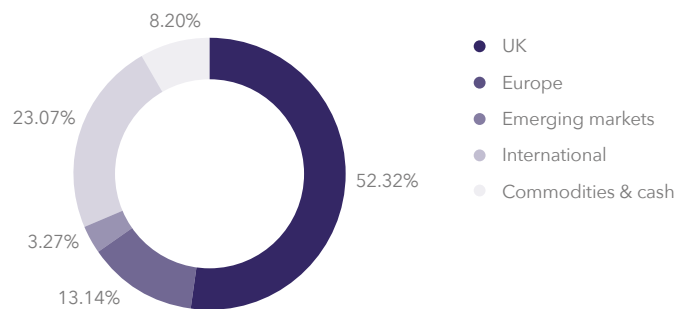
Natural protection against inflation

Real asset breakdown



Source: Reyker

Geographic breakdown



Fund overview

Legal status

FCA authorised UCITS

Fund type

OEIC, incorporated in the UK

Classification

Non-complex

Launch date

30 November 2018

Dealing frequency

Daily at 12pm

SRRI

4 out of 7*

Asset class

Real assets

Fund size

£4.56m

Target yield

4%+

Target growth

Inflation (UK CPI)

Income

Quarterly (Mar, Jun, Sept, Dec)

Base currency

GBP

No. of holdings

27

*The risk and reward indicator demonstrates where the fund ranks in terms of potential risk and reward. The higher the rank, the greater the potential reward but the greater the risk of losing money. It is based on past data, may change over time and may not be a reliable indication of the future risk profile of the fund.

Prices

Share class

Price

Class F Acc 104.6412p

Class F Inc 101.9803p

Class I Acc 105.5186p

Class I Inc 102.8417p

Class R Acc 105.3671p

Class R Inc 102.7073p

All prices and portfolio information are as at the 12pm valuation point on 31 July 2019. Income is accrued and reflected in the price until distributed or reinvested. In order to comply with the regulation on financial promotions (COBS 4.6.2R), we cannot present past performance of the Fund until the first anniversary of the Fund launch. Accordingly, we cannot express the Fund price change as a percentage. Past performance is not a guide to future performance.

Top 10 holdings

HICL Infrastructure Company Ltd	6.21%	Urban Logistics Reit PLC	4.69%
LXi REIT PLC	6.07%	Target Healthcare REIT Ltd	4.51%
BBGI SICAV SA	5.09%	Tritax EuroBox PLC	4.26%
Sequoia Economic Infrastructure Income Fund Ltd	4.90%	Tufton Oceanic Assets Ltd	4.13%
Greencoat UK Wind PLC	4.85%	Starwood European Real Estate Finance Limited	4.03%

Key parties

Authorised corporate director

Valu-Trac Investment Management Ltd

Investment manager

Reyker Securities plc

Depository

NatWest Trustee and Depository Services

Lawyers

Dickson Minto W S

Auditors

Johnston Carmichael

Share classes

Share class	ISIN	Min. investment	AMC	OCF	Initial charge
Class R Acc	GB00BF52NJ57	£1,000	0.90%	1.5%	2%
Class R Inc	GB00BF52NF10	£1,000	0.90%	1.5%	2%
Class I Acc	GB00BF52NL79	£100,000	0.70%	1.5%	0%
Class I Inc	GB00BF52NK62	£100,000	0.70%	1.5%	0%
Class F Acc	GB00BF54DP75	£500,000	0.50%	1.5%	0%
Class F Inc	GB00BF52N951	£500,000	0.50%	1.5%	0%

The OCF or ongoing charges figure include direct costs to the fund, such as the annual management charge, administration fees and custody charges. The OCF is capped at 1.5%. Please refer to the prospectus for information about fees and risks.

Important information

WARNING: Capital is at risk. Returns are not guaranteed. Value of investments can fall as well as rise and you may not get back the amount you have invested. Income from an investment may fluctuate in money terms. If the investment involves exposure to a currency other than that in which acquisitions of the investments are invited, changes in the rates of exchange may cause the value of the investment to go up or down. Past performance is not necessarily a guide to future performance. The Fund may invest in emerging markets which are generally less well-regulated than their established counterparts. Funds investing in these markets can be susceptible to significant fluctuations in price. They may also carry additional risk in other areas including dealing, liquidity and taxation. As such, they are aimed at the more experienced investor.

The information in this Report is presented using all reasonable skill, care and diligence and has been obtained from or is based on third party sources believed to be reliable but is not guaranteed as to its accuracy, completeness or timeliness, nor is it a complete statement or summary of any securities, markets or developments referred to. The information within this Report should not be regarded by

recipients as a substitute for the exercise of their own judgement.

The information in this Report has no regard to the specific investment objectives, financial situation or particular needs of any specific recipient and is published solely for informational purposes and is not to be construed as a solicitation or an offer to buy or sell any securities or related financial instruments. In the absence of detailed information about you, your circumstances or your investment portfolio, the information does not in any way constitute investment advice. If you have any doubt about any of the information presented, please consult your stockbroker, accountant, bank manager or other independent financial adviser.

Any opinions expressed in this Report are subject to change without notice and Reyker Securities plc is not under any obligation to update or keep current the information contained herein. Sources for all tables and graphs herein are Valu-Trac Investment Management Limited unless otherwise indicated.

The information provided is "as is" without any express or implied warranty of any kind including

warranties of merchantability, non-infringement of intellectual property, or fitness for any purpose. Because some jurisdictions prohibit the exclusion or limitation of liability for consequential or incidental damages, the above limitation may not apply to you.

Users are therefore warned not to rely exclusively on the comments or conclusions within the Report but to carry out their own due diligence before making their own decisions.

Employees of Reyker Securities plc, or individuals connected to them, may have or have had interests of long or short positions in, and may at any time make purchases and/or sales as principal or agent in, the relevant securities or related financial instruments discussed in this Report.

© 2019 Reyker Securities plc. Authorised and regulated by the Financial Conduct Authority (UK), registration number 1747595. This status can be checked with the FCA on 0800 111 6768 or on the FCA website (UK). All rights reserved. No part of this Report may be reproduced or distributed in any manner without the written permission of Reyker Securities plc.